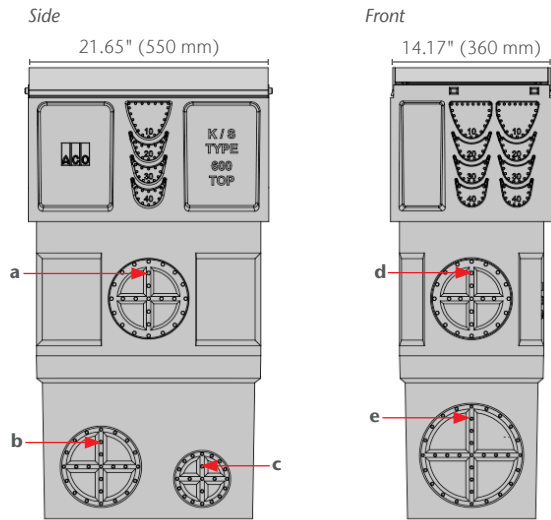


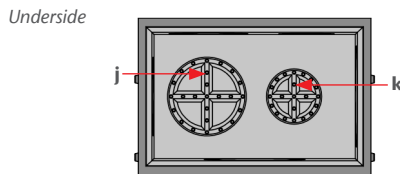
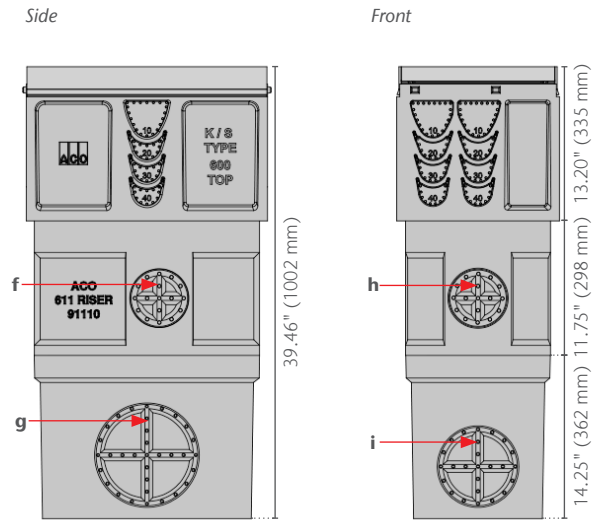
# K1-632 Catch Basin w/ Polymer Concrete Riser & Base



**K1-632 (K100)**  
part no. 97925



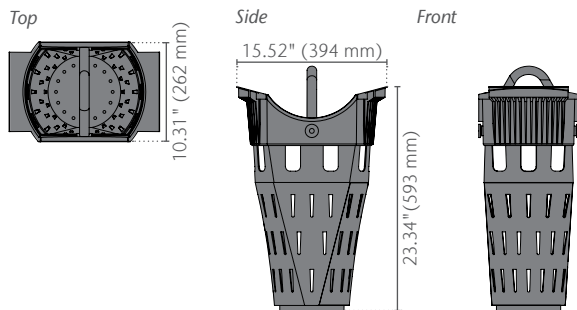
**K1-632 (KS100)**  
part no. 97926



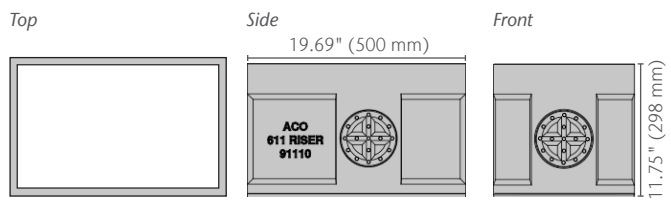
Catch Basin Outlet	Size (SCH 40)	Invert in	GPM	CFS
a	6.00"	23.20	550	1.27
b	6.00"	37.90	723	1.66
c	4.00"	37.96	326	0.75
d	6.00"	23.20	550	1.27
e	8.00"	37.90	1267	2.91
f	4.00"	22.20	245	0.56
g	8.00"	37.90	1267	2.91
h	4.00"	22.20	245	0.56
i	6.00"	37.90	723	1.66
j	6.00"	39.45	769	1.77
k	4.00"	39.45	342	0.79

Note: These are pipe flow rates at specified outlets, NOT channel flow rates. Catch basin flow rates are listed without a trash bucket—using a trash bucket reduces flow.

**Trash Bucket**  
included with the K1-632



**Riser**  
included with the K1-632 (part no. 91110)



Note: Adding a riser will alter the outflow rates of the bases detailed above.



# K1-632 Catch Basin w/ Polymer Concrete Riser & Base



Product Name	Part No.	Volume* gal	Weight lbs
K1-632 Catch Basin w/ Polymer Concrete Riser & Base (K100)	<b>97925</b>	34.0	183.0
K1-632 Catch Basin w/ Polymer Concrete Riser & Base (KS100)	<b>97926</b>	34.0	183.0
Series 611 Polymer Concrete Riser	<b>91110</b>	8.9	45.0

\*Volume is up to grate seat and without trash bucket.

## Specification Summary

### General

The catch basin shall be ACO Drain K1-632 Catch Basin, comprising of a top section, trash bucket, riser and base as manufactured by ACO, Inc. or similar approved.

### Riser

Riser can be useful between polymer concrete top unit and base. Use of riser is determined by access and local building codes.

### Grates

Grates shall be specified. See separate ACO Spec Info grate sheets for details. After removal of grates and QuickLok® bar there shall be uninterrupted access to the catch basin to aid maintenance. Accepts all 0.5 m ACO K100 DrainLok grates or K100 QuickLok grates with optional QuickLok bar.

### Installation

The trench drain/catch basin system shall be installed in accordance with the manufacturer's installation instructions and recommendations.

### Materials

The catch basin top section, base and riser shall be manufactured from polymer concrete with the minimum properties as follows:

- Compressive strength: 13,053 psi
- Flexural strength: 3,191 psi
- Water absorption: 0.07%
- Resistant to dilute acid and alkali
- Frost-proof
- Salt-proof

The nominal clear opening shall be 14.17" (360 mm) wide by 21.65" (550 mm) long. Type K1-632 catch basin assembly has overall depth of 39.46" (1002 mm). Polymer concrete top units shall incorporate a cast in a galvanized or stainless steel frame manufactured with drillouts for channel connection and have a wall thickness of at least 0.59" (15 mm). Top units shall have horizontal cast in anchoring key features on the outside to ensure maximum mechanical bond to the surrounding bedding material and pavement surface. The trash bucket shall be a polypropylene plastic molding.




EN1433 Load Class E  
134,885 lbs – 2,785 psi

## ACO, Inc.

© April 2025 ACO, Inc.

All reasonable care has been taken in compiling the information in this document. All recommendations and suggestions on the use of ACO products are made without guarantee since the conditions of use are beyond the control of the company. It is the customer's responsibility to ensure that each product is fit for its intended purpose and that the actual conditions of use are suitable. ACO, Inc. reserves the right to change products and specifications without notice.



info@acousa.com  
www.acousa.com

